


MUNICIPIO DE SANTIAGO JAMILTEPEC DISTRITO DE JAMILTEPEC, OAX.  
ESTADO ANALÍTICO DE INGRESOS  
DEL 01 DE ENERO AL 31 DE MARZO DEL 2018

MARZO CERRADO


| RUBRO DE INGRESOS                                      | INGRESO                 |                            |                         |                         |                         | DIFERENCIA           |
|--|-------------------------|----------------------------|-------------------------|-------------------------|-------------------------|----------------------|
|  | ESTIMADO                | AMPLIACIONES Y REDUCCIONES | MODIFICADO              | DEVENGADO               | RECAUDADO               |                      |
| IMPUESTOS  | 189,400.00              | 0.00                       | 189,400.00              | 1,275.30                | 1,275.30                | -188,124.70          |
| CUOTAS Y APORTACIONES DE SEGURIDAD SOCIAL              | 0.00                    | 0.00                       | 0.00                    | 0.00                    | 0.00                    | 0.00                 |
| CONTRIBUCIONES DE MEJORAS                              | 20,000.00               | 0.00                       | 20,000.00               | 500.00                  | 500.00                  | -19,500.00           |
| DERECHOS   | 419,200.00              | 0.00                       | 419,200.00              | 647,217.50              | 647,217.50              | 228,017.50           |
| PRODUCTOS  | 10,400.00               | 0.00                       | 10,400.00               | 7,135.50                | 7,135.50                | -3,264.50            |
| CORRIENTE  | 5,400.00                | 0.00                       | 5,400.00                | 7,135.50                | 7,135.50                | 1,735.50             |
| CAPITAL  | 5,000.00                | 0.00                       | 5,000.00                | 0.00                    | 0.00                    | -5,000.00            |
| APROVECHAMIENTOS                                       | 81,600.00               | 0.00                       | 81,600.00               | 2,900.00                | 2,900.00                | -78,700.00           |
| CORRIENTE  | 81,600.00               | 0.00                       | 81,600.00               | 2,900.00                | 2,900.00                | -78,700.00           |
| CAPITAL  | 0.00                    | 0.00                       | 0.00                    | 0.00                    | 0.00                    | 0.00                 |
| INGRESOS POR VENTAS DE BIENES Y SERVICIOS              | 0.00                    | 0.00                       | 0.00                    | 0.00                    | 0.00                    | 0.00                 |
| PARTICIPACIONES Y APORTACIONES                         | 66,015,376.35           | 5,500,182.44               | 71,515,558.79           | 19,808,278.00           | 19,808,278.00           | -46,207,098.35       |
| TRANSFERENCIAS, ASIGNACIONES, SUBSIDIOS Y OTRAS AYUDAS | 0.00                    | 0.00                       | 0.00                    | 0.00                    | 0.00                    | 0.00                 |
| INGRESOS DERIVADOS DE FINANCIAMIENTOS                  | 0.00                    | 0.00                       | 0.00                    | 0.00                    | 0.00                    | 0.00                 |
| <b>TOTAL</b>   | <b>\$ 66,735,976.35</b> | <b>\$ 5,500,182.44</b>     | <b>\$ 72,236,158.79</b> | <b>\$ 20,467,306.30</b> | <b>\$ 20,467,306.30</b> | <b>\$ 229,753.00</b> |
|  |                         |                            |                         | INGRESOS EXCEDENTES     |                         |                      |

| ESTADO ANALÍTICO DE INGRESOS POR FUENTE DE FINANCIAMIENTO | INGRESO                 |                            |                         |                         |                         | DIFERENCIA           |
|---|-------------------------|----------------------------|-------------------------|-------------------------|-------------------------|----------------------|
|   | ESTIMADO                | AMPLIACIONES Y REDUCCIONES | MODIFICADO              | DEVENGADO               | RECAUDADO               |                      |
| <b>INGRESOS DEL GOBIERNO</b>                              |                         |                            |                         |                         |                         |                      |
| IMPUESTOS   | 189,400.00              | 0.00                       | 189,400.00              | 1,275.30                | 1,275.30                | -188,124.70          |
| CONTRIBUCIONES DE MEJORAS                                 | 20,000.00               | 0.00                       | 20,000.00               | 500.00                  | 500.00                  | -19,500.00           |
| DERECHOS  | 419,200.00              | 0.00                       | 419,200.00              | 647,217.50              | 647,217.50              | 228,017.50           |
| PRODUCTOS   | 10,400.00               | 0.00                       | 10,400.00               | 7,135.50                | 7,135.50                | -3,264.50            |
| CORRIENTE   | 5,400.00                | 0.00                       | 5,400.00                | 7,135.50                | 7,135.50                | 1,735.50             |
| CAPITAL   | 5,000.00                | 0.00                       | 5,000.00                | 0.00                    | 0.00                    | -5,000.00            |
| APROVECHAMIENTOS  | 81,600.00               | 0.00                       | 81,600.00               | 2,900.00                | 2,900.00                | -78,700.00           |
| CORRIENTE   | 81,600.00               | 0.00                       | 81,600.00               | 2,900.00                | 2,900.00                | -78,700.00           |
| CAPITAL   | 0.00                    | 0.00                       | 0.00                    | 0.00                    | 0.00                    | 0.00                 |
| PARTICIPACIONES Y APORTACIONES                            | 66,015,376.35           | 5,500,182.44               | 71,515,558.79           | 19,808,278.00           | 19,808,278.00           | -46,207,098.35       |
| TRANSFERENCIAS, ASIGNACIONES, SUBSIDIOS Y OTRAS AYUDAS    | 0.00                    | 0.00                       | 0.00                    | 0.00                    | 0.00                    | 0.00                 |
| <b>INGRESOS DE ORGANISMOS Y EMPRESAS</b>                  |                         |                            |                         |                         |                         |                      |
| CUOTAS Y APORTACIONES DE SEGURIDAD SOCIAL                 | 0.00                    | 0.00                       | 0.00                    | 0.00                    | 0.00                    | 0.00                 |
| INGRESOS POR VENTAS DE BIENES Y SERVICIOS                 | 0.00                    | 0.00                       | 0.00                    | 0.00                    | 0.00                    | 0.00                 |
| TRANSFERENCIAS, ASIGNACIONES, SUBSIDIOS Y OTRAS AYUDAS    | 0.00                    | 0.00                       | 0.00                    | 0.00                    | 0.00                    | 0.00                 |
| <b>INGRESOS DERIVADOS DE FINANCIAMIENTO</b>               |                         |                            |                         |                         |                         |                      |
| INGRESOS DERIVADOS DE FINANCIAMIENTOS                     | 0.00                    | 0.00                       | 0.00                    | 0.00                    | 0.00                    | 0.00                 |
| <b>TOTAL</b>  | <b>\$ 66,735,976.35</b> | <b>\$ 5,500,182.44</b>     | <b>\$ 72,236,158.79</b> | <b>\$ 20,467,306.30</b> | <b>\$ 20,467,306.30</b> | <b>\$ 229,753.00</b> |
|   |                         |                            |                         | INGRESOS EXCEDENTES     |                         |                      |

*[Handwritten Signature]*  
 EFRAÍN DE LA CRUZ SANCHEZ  
 PRESIDENTE MUNICIPAL




*[Handwritten Signature]*  
 AURORA MERINO HERNANDEZ  
 SINDICO MUNICIPAL



:: SIMCA ::

*[Handwritten Signature]*  
 ABEL VILLASCO VASQUEZ  
 REGIDOR DE HACIENDA

Imprimir



*[Handwritten Signature]*  
 JOSÉ MANUEL MARTÍNEZ BAUTISTA  
 TESORERO MUNICIPAL

